

## Young Timer Touring Cup - Classiche

### Mugello Racing Weekend

#### Race 1 (25 Minutes)

### Starting Grid

2:24.889	<b>Andrea BALLERINI</b>	Granducato Corse	67	- 4 -	42		2:26.659	<b>Crescenzo RIVELLINI</b>
2:13.477	<b>Simone BARIN</b>		44	- 3 -	121		2:17.914	<b>Camillo PICCIN</b>
2:12.357	<b>Paolo FRULLINI</b>	Granducato Corse	136	- 2 -	79		2:12.810	<b>Rino DE LUCA</b>
2:04.337	<b>Matteo PANINI</b>		38	- 1 -	30	C.Z. Bassano Racing Team	2:06.339	<b>Tobia ZARPELLON</b>

Pole



#### Stewards:

Graziella ARBERI  
Lic. 26127

Silvia BASSU

Lic. 231353

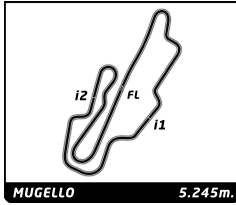
Marco TANI

Lic. 21385

#### Timekeeper:

Andrea RAPI





# Mugello Racing Weekend

## Young Timer Touring Cup - Classiche

### Race 1 (25 Minutes)

### Provisional Classification

No Drivers	Team	Car	Cl.	Laps	Total Time	Gap	Kph	Best Lap		
								Lap	Time	Kph
1 38 <b>Matteo PANINI</b>		Chevrolet Corvette	Classiche K GT	12	<b>25:51.694</b>	-	146.0	4	<b>2:05.836</b>	150.1
2 30 <b>Tobia ZARPELLON</b>	C.Z. Bassano Racing Team	BMW M3 E36	Classiche KA oltre 2000	12	<b>26:32.189</b>	+40.495	142.3	5	<b>2:08.145</b>	147.3
3 44 <b>Simone BARIN</b>		Porsche 996 GT3	Classiche K GT	12	<b>27:04.030</b>	+1:12.336	139.5	4	<b>2:11.150</b>	144.0
4 79 <b>Rino DE LUCA</b>		Honda Civic	E1 2.0	12	<b>27:25.868</b>	+1:34.174	137.7	10	<b>2:15.097</b>	139.8
5 121 <b>Camillo PICCIN</b>		Honda Integra	E1 2.0	12	<b>27:30.671</b>	+1:38.977	137.3	8	<b>2:15.108</b>	139.8
6 42 <b>Crescenzo RIVELLINI</b>		Clio 3	Classiche K N 2000	11	<b>27:25.186</b>	1 Lap	126.2	8	<b>2:27.026</b>	128.4
<b>■ Not classified</b>										
67 <b>Andrea BALLERINI</b>	Granducato Corse	Peugeot 306	Classiche K A 2000	2	<b>5:00.073</b>			2	<b>2:28.045</b>	127.5
<b>■ Not Started</b>										
136 <b>Paolo FRULLINI</b>	Granducato Corse	Peugeot 206	E1 2.0							

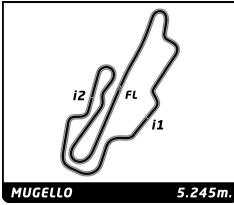
<b>Pole Position:</b>	M. PANINI	<b>2:04.337</b>	151.9 Kph
<b>Fastest Lap:</b>	Lap 4 Matteo PANINI	<b>2:05.836</b>	150.1 Kph

Published at: .....

Track Status: **DRY**

**Race Director:**  
Antonio CANU

**Timekeeper:**  
Andrea RAPI



## Young Timer Touring Cup - Classiche

### Mugello Racing Weekend

#### Race 1 (25 Minutes)

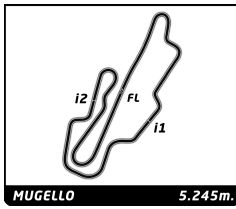
### Provisional Classification by Class

No Drivers	Team	Car	Laps	Total Time	Gap	Kph	Best Lap		
							Lap	Time	Kph
<b>Classiche KA oltre 2000</b>									
1 30 <b>Tobia. ZARPELLON</b>	C.Z. Bassano Racing Team	BMW M3 E36	12	<b>26:32.189</b>		142.3	5	<b>2:08.145</b>	147.3
<b>Classiche K GT</b>									
1 38 <b>Matteo. PANINI</b>		Chevrolet Corvette	12	<b>25:51.694</b>		146.0	4	<b>2:05.836</b>	150.1
2 44 <b>Simone. BARIN</b>		Porsche 996 GT3	12	<b>27:04.030</b>	+1'12.336	139.5	4	<b>2:11.150</b>	144.0
<b>Classiche K N 2000</b>									
1 42 <b>Crescenzo. RIVELLINI</b>		Clio 3	11	<b>27:25.186</b>		126.2	8	<b>2:27.026</b>	128.4
<b>Classiche K A 2000</b>									
■ <i>Not classified</i>									
67 <b>Andrea. BALLERINI</b>	Granducato Corse	Peugeot 306	2	<b>5:00.073</b>			2	<b>2:28.045</b>	127.5
<b>E1 2.0</b>									
1 79 <b>Rino. DE LUCA</b>		Honda Civic	12	<b>27:25.868</b>		137.7	10	<b>2:15.097</b>	139.8
2 121 <b>Camillo. PICCIN</b>		Honda Integra	12	<b>27:30.671</b>	+4.803	137.3	8	<b>2:15.108</b>	139.8
■ <i>Not Started</i>									
136 <b>Paolo. FRULLINI</b>	Granducato Corse	Peugeot 206							

Published at: .....

Track Status: **DRY**

<b>Race Director:</b> Antonio CANU	<b>Timekeeper:</b> Andrea RAPI
---------------------------------------	-----------------------------------



# Young Timer Touring Cup - Classiche

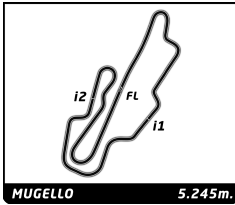
## Mugello Racing Weekend

### Race 1

### Lap Chart

		Lap												
No	Pos	Grid	1	2	3	4	5	6	7	8	9	10	11	12
38	1	38	30	30	30	30	30	38	38	38	38	38	38	38
30	2	30	38	38	38	38	38	30	30	30	30	30	30	30
136	3	136	44	44	44	44	44	44	44	44	44	44	44	44
79	4	79	79	79	79	79	79	79	79	79	79	79	79	79
44	5	44	121	121	121	121	121	121	121	121	121	121	121	121
121	6	121	67	67	42	42	42	42	42	42	42	42	42	42
67	7	67	42	42										
42	8	42												





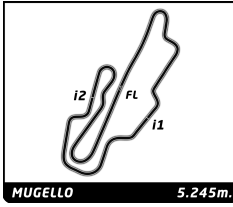
## Young Timer Touring Cup - Classiche

### Mugello Racing Weekend

#### Race 1

#### Best Sector Times

Sector 1		Sector 2		Sector 3		No Team	Class	Ideal Lap	Best Lap	
No Driver	Time	No Driver	Time	No Driver	Time					
1	38 M.PANINI	42.608	38 M.PANINI	39.512	38 M.PANINI	43.541	1	38	Classiche K GT 2:05.661	2:05.836 (1)
2	30 T.ZARPELLON	43.184	30 T.ZARPELLON	39.862	30 T.ZARPELLON	44.906	2	30 C.Z. Bassano Racing Team	Classiche KA 2:07.952	2:08.145 (2)
3	44 S.BARIN	43.824	44 S.BARIN	41.350	44 S.BARIN	45.695	3	44	Classiche K GT 2:10.869	2:11.150 (3)
4	121 C.PICCIN	45.294	79 R.DE LUCA	41.927	121 C.PICCIN	46.869	4	121	E1 2.0 2:14.553	2:15.108 (5)
5	79 R.DE LUCA	45.449	121 C.PICCIN	42.390	79 R.DE LUCA	47.468	5	79	E1 2.0 2:14.844	2:15.097 (4)
6	67 A.BALLERINI	50.083	67 A.BALLERINI	44.285	42 C.RIVELLINI	51.644	6	42	Classiche K N 2:26.557	2:27.026 (6)
7	42 C.RIVELLINI	50.353	42 C.RIVELLINI	44.560	67 A.BALLERINI	52.199	7	67 Granducato Corse	Classiche K A 2:26.567	2:28.045 (7)



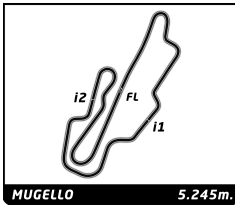
## Young Timer Touring Cup - Classiche

### Mugello Racing Weekend

#### Race 1

#### Best Top Speed

Team	Car	Class	Top Speed Driver	Top 1		Top 2		Top 3		Top 4		Top 5		Avg
				Kph	Lap	Kph	Lap	Kph	Lap	Kph	Lap	Kph	Lap	
38	Chevrolet Corvette	Classiche K	<b>G.M. PANINI</b>	<b>248.2</b>	11	248.2	4	247.7	9	247.7	5	247.1	12	247,8
44	Porsche 996 GT3	Classiche K	<b>S. BARIN</b>	<b>242.7</b>	3	241.6	9	241.6	5	241.6	4	240.5	8	241,6
30	C.Z. Bassano Racing Team BMW M3 E36	Classiche KA	<b>T. ZARPELLON</b>	<b>236.3</b>	7	236.3	4	236.3	3	235.3	8	235.3	6	235,9
121	Honda Integra	E1 2.0	<b>C. PICCIN</b>	<b>226.5</b>	2	220.5	9	220.1	10	217.9	8	217.9	5	220,6
79	Honda Civic	E1 2.0	<b>R. DE LUCA</b>	<b>211.5</b>	2	211.1	9	210.7	3	210.3	12	210.3	11	210,8
42	Clio 3	Classiche K N	<b>C. RIVELLINI</b>	<b>184.9</b>	2	184.6	11	184.3	8	184.0	10	184.0	9	184,4
67	Granducato Corse Peugeot 306	Classiche K A	<b>A. BALLERINI</b>	<b>179.1</b>	2									179,1
136	Granducato Corse Peugeot 206	E1 2.0												



## Young Timer Touring Cup - Classiche

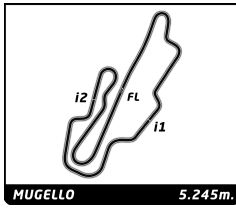
### Mugello Racing Weekend

#### Race 1

#### Leader Sequence by Class

No	Team	Car	Start Lap	End Lap	Laps	Total Laps
<b>Classiche K A 2000</b>						
67	Granducato Corse	Peugeot 306	1	2	2	2
<b>Classiche K GT</b>						
38		Chevrolet Corvette	1	12	12	12
<b>Classiche K N 2000</b>						
42		Clio 3	1	11	11	11
<b>Classiche KA oltre 200</b>						
30	C.Z. Bassano Racing Team	BMW M3 E36	1	12	12	12
<b>E1 2.0</b>						
79		Honda Civic	1	12	12	12





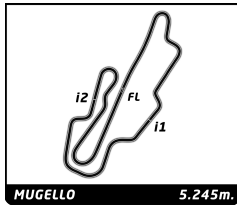
## Young Timer Touring Cup - Classiche

### Mugello Racing Weekend

#### Race 1

#### Fastest Lap Sequence

Elapsed	No	Team	Car	Class	Driver	Time	Kph	Lap
4:24.252	30	C.Z. Bassano Racing Team	BMW M3 E36	Classiche KA oltre 2000	<b>Tobia ZARPELLON</b>	<b>2:08.625</b>	146.8	2
6:37.029	38		Chevrolet Corvette	Classiche K GT	<b>Matteo PANINI</b>	<b>2:07.018</b>	148.7	3
8:42.865	38		Chevrolet Corvette	Classiche K GT	<b>Matteo PANINI</b>	<b>2:05.836</b>	150.1	4



## Young Timer Touring Cup - Classiche

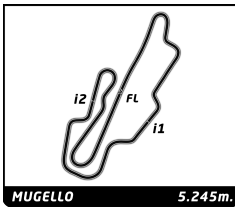
### Mugello Racing Weekend

#### Race 1

#### Analysis by lap

Lapped ■

No	Lap Time	Gap	No	Lap Time	Gap	No	Lap Time	Gap	No	Lap Time	Gap	No	Lap Time	Gap
<b>Lap 1</b>			121	2:17.648	1:01.738	<b>Lap 8</b>								
30	2:15.627	0.000	<b>Lap 8</b>			38	2:08.715							
38	2:20.846	5.219	30	2:10.380	3.347	42	2:28.017	1 Lap						
44	2:20.869	5.242	44	2:12.707	48.233	79	2:15.944	1:07.613						
79	2:24.316	8.689	121	2:15.108	1:08.131									
121	2:25.533	9.906	<b>Lap 9</b>											
67	2:32.028	16.401	38	2:09.815										
42	2:37.543	21.916	30	2:12.379	5.911									
<b>Lap 2</b>			42	2:27.026	1 Lap									
30	2:08.625		44	2:12.693	51.111									
38	2:09.165	5.759	79	2:15.522	1:13.320									
44	2:13.248	9.865	121	2:15.852	1:14.168									
79	2:18.421	18.485	<b>Lap 10</b>											
121	2:17.513	18.794	38	2:10.465										
67	2:28.045	35.821	30	2:17.051	12.497									
42	2:29.533	42.824	42	2:28.569	1 Lap									
<b>Lap 3</b>			44	2:16.717	57.363									
30	2:08.658		79	2:15.097	1:17.952									
38	2:07.018	4.119	121	2:16.352	1:20.055									
44	2:11.818	13.025	<b>Lap 11</b>											
79	2:18.029	27.856	38	2:09.117										
121	2:17.880	28.016	30	2:20.416	23.796									
42	2:28.999	1:03.165	44	2:14.795	1:03.041									
<b>Lap 4</b>			42	2:30.934	1 Lap									
30	2:08.543		79	2:15.849	1:24.684									
38	2:05.836	1.412	121	2:16.482	1:27.420									
44	2:11.150	15.632	<b>Lap 12</b>											
79	2:17.228	36.541	38	2:06.071										
121	2:17.568	37.041	30	2:22.770	40.495									
42	2:29.226	1:23.848	44	2:15.366	1:12.336									
<b>Lap 5</b>			42	2:29.006	1 Lap									
30	2:08.145		79	2:15.561	1:34.174									
38	2:06.808	0.075	121	2:17.628	1:38.977									
44	2:27.076	34.563												
79	2:16.942	45.338	<b>Lap 6</b>											
121	2:16.985	45.881	38	2:09.009										
42	2:28.563	1:44.266	30	2:10.039	0.955									
<b>Lap 6</b>			44	2:14.718	40.197									
38	2:09.009		79	2:16.379	52.633									
30	2:10.039	0.955	121	2:16.122	52.919									
44	2:14.718	40.197	42	2:27.770	2:02.952									
79	2:16.379	52.633	<b>Lap 7</b>											
121	2:16.122	52.919	38	2:08.829										
42	2:27.770	2:02.952	30	2:09.556	1.682									
<b>Lap 7</b>			44	2:12.873	44.241									
38	2:08.829		79	2:16.580	1:00.384									
30	2:09.556	1.682												
44	2:12.873	44.241												
79	2:16.580	1:00.384												



# Young Timer Touring Cup - Classiche

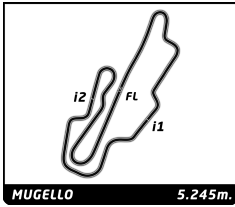
## Mugello Racing Weekend

### Race 1

## Sector Analysis

— Invalidated Lap    ■ Personal Best    ■ Session Best    B Crossing the pit lane


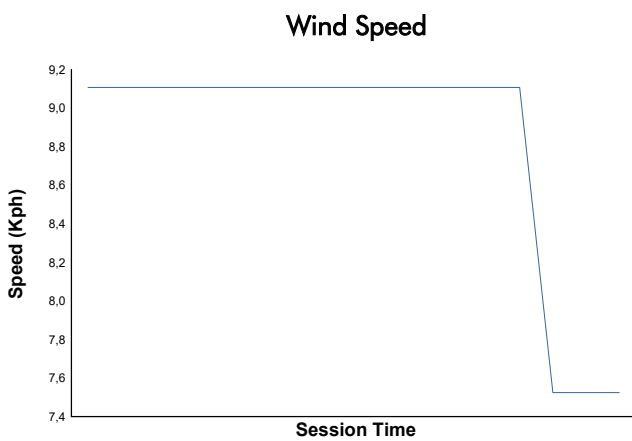
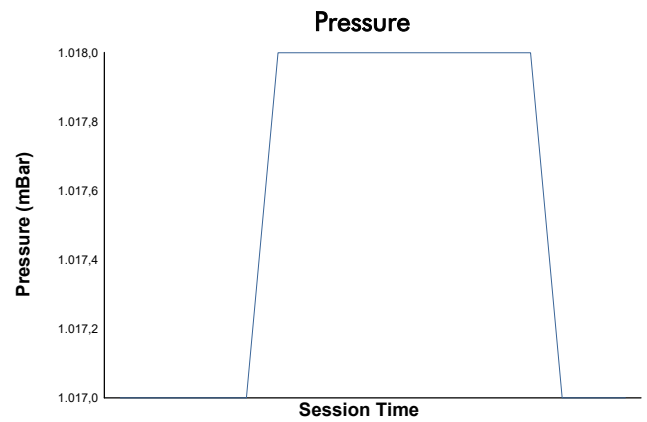
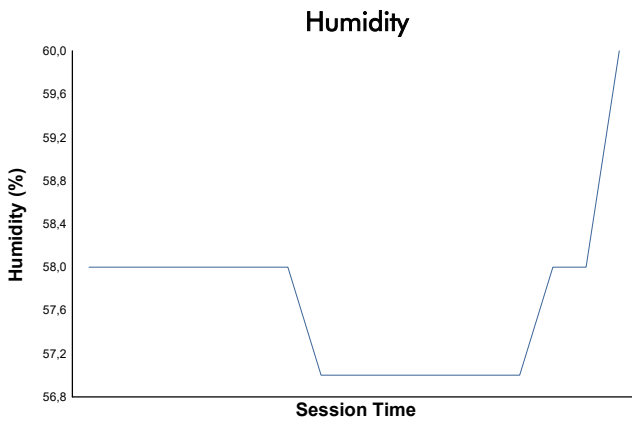
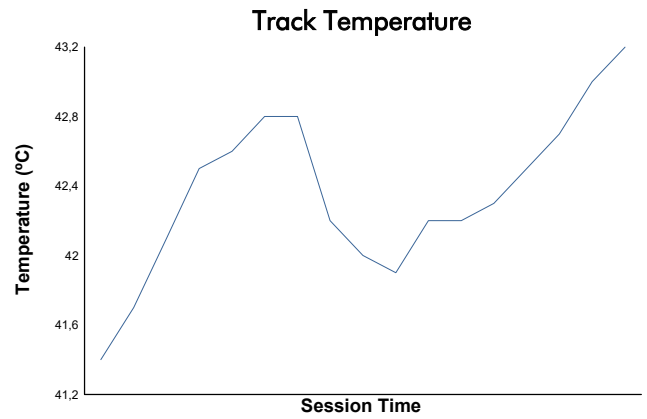

Lap	D	Time	Sector 1	Sector 2	Sector 3	T.Spd	Elapsed	Lap	D	Time	Sector 1	Sector 2	Sector 3	T.Spd	Elapsed	
<b>30</b>	<b>C.Z. Bassano Racing Team</b> 1.Tobia ZARPELLON							BMW M3 E36 e KA oltre 2000	7	2	2:12.873	44.659	42.082	46.132	238.9	15:51.752
	8	2	2:12.707	44.272	42.131	46.304	240.5		18:04.459							
	9	2	2:12.693	44.569	41.925	46.199	241.6		20:17.152							
	10	2	2:16.717	44.777	44.213	47.727	240.0		22:33.869							
	11	2	2:14.795	45.159	42.838	46.798	238.4		24:48.664							
	12	2	2:15.366	44.630	42.989	47.747	234.3		27:04.030							
	1	1	2:15.627	49.356	40.781	45.490			2:15.627							
	2	1	2:08.625	43.381	39.994	45.250	233.8		4:24.252							
	3	1	2:08.658	43.482	40.269	44.907	236.3		6:32.910							
	4	1	2:08.543	43.184	40.229	45.130	236.3		8:41.453							
	5	1	2:08.145	43.377	39.862	44.906	235.3		10:49.598							
	6	1	2:10.039	44.156	40.653	45.230	235.3		12:59.637							
7	1	2:09.556	43.189	40.781	45.586	236.3	15:09.193									
8	1	2:10.380	43.499	40.802	46.079	235.3	17:19.573									
9	1	2:12.379	44.317	41.064	46.998	230.3	19:31.952									
10	1	2:17.051	46.744	41.877	48.430	180.9	21:49.003									
11	1	2:20.416	47.402	42.626	50.388	186.2	24:09.419									
12	1	2:22.770	48.122	43.700	50.948	183.6	26:32.189									
<b>38</b>	<b>1.Matteo PANINI</b>							Chevrolet Corvette Classiche K GT	1	1	2:20.846	50.805	43.055	46.986		2:20.846
	2	1	2:09.165	43.778	40.597	44.790	243.8		4:30.011							
	3	1	2:07.018	43.231	39.991	43.796	246.5		6:37.029							
	4	1	2:05.836	42.608	39.512	43.716	248.2		8:42.865							
	5	1	2:06.808	42.633	39.701	44.474	247.7		10:49.673							
	6	1	2:09.009	43.703	40.595	44.711	243.2		12:58.682							
	7	1	2:08.829	43.834	40.667	44.328	244.9		15:07.511							
	8	1	2:08.715	43.484	40.459	44.772	246.0		17:16.226							
	9	1	2:09.815	44.050	40.955	44.810	247.7		19:26.041							
	10	1	2:10.465	43.850	41.179	45.436	246.5		21:36.506							
	11	1	2:09.117	43.430	40.722	44.965	248.2		23:45.623							
	12	1	2:06.071	42.788	39.742	43.541	247.1		25:51.694							
<b>42</b>	<b>1.Crescenzo RIVELLINI</b> 2.Antonino PUORTO							Clio 3 sische K N 2000	1	1	2:37.543	56.730	47.659	53.154		2:37.543
	2	1	2:29.533	51.179	45.520	52.834	184.9		5:07.076							
	3	1	2:28.999	50.468	45.981	52.550	183.3		7:36.075							
	4	1	2:29.226	51.312	45.353	52.561	182.4		10:05.301							
	5	1	2:28.563	50.845	45.669	52.049	184.0		12:33.864							
	6	1	2:27.770	50.679	45.030	52.061	182.1		15:01.634							
	7	1	2:28.017	50.356	46.017	51.644	183.0		17:29.651							
	8	1	2:27.026	50.353	44.560	52.113	184.3		19:56.677							
	9	1	2:28.569	51.235	45.273	52.061	184.0		22:25.246							
	10	1	2:30.934	51.703	47.129	52.102	184.0		24:56.180							
	11	1	2:29.006	51.524	45.522	51.960	184.6		27:25.186							
	<b>44</b>	<b>1.Roberto BARIN</b> 2.Simone BARIN							Porsche 996 GT3 Classiche K GT	1	2	2:20.869	50.331	43.182	47.356	
2		2	2:13.248	44.954	42.530	45.764	237.4	4:34.117								
3		2	2:11.818	44.083	42.040	45.695	242.7	6:45.935								
4		2	2:11.150	43.824	41.350	45.976	241.6	8:57.085								
5		2	2:27.076	43.825	55.807	47.444	241.6	11:24.161								
6		2	2:14.718	44.879	42.835	47.004	239.5	13:38.879								
<b>67</b>	<b>Granducato Corse</b> 1.Andrea BALLERINI							Peugeot 306 sische KA 2000	1	1	2:32.028	55.544	44.285	52.199		2:32.028
	2	1	2:28.045	50.083	44.981	52.981	179.1		5:00.073							
<b>79</b>	<b>1.Rino DE LUCA</b>							Honda Civic EI 2.0	1	1	2:24.316	52.513	43.214	48.589		2:24.316
	2	1	2:18.421	46.647	43.749	48.025	211.5		4:42.737							
	3	1	2:18.029	46.399	43.184	48.446	210.7		7:00.766							
	4	1	2:17.228	46.419	42.875	47.934	209.1		9:17.994							
	5	1	2:16.942	45.866	42.934	48.142	209.9		11:34.936							
	6	1	2:16.379	45.884	42.621	47.874	209.1		13:51.315							
	7	1	2:16.580	45.598	42.468	48.514	209.9		16:07.895							
	8	1	2:15.944	45.921	42.457	47.566	209.5		18:23.839							
	9	1	2:15.522	45.449	42.374	47.699	211.1		20:39.361							
	10	1	2:15.097	45.492	41.927	47.678	210.3		22:54.458							
	11	1	2:15.849	46.097	42.167	47.585	210.3		25:10.307							
	12	1	2:15.561	46.067	42.026	47.468	210.3		27:25.868							
<b>121</b>	<b>1.Camillo PICCIN</b>							Honda Integra EI 2.0	1	1	2:25.533	53.387	44.021	48.125		2:25.533
	2	1	2:17.513	46.452	43.250	47.811	226.5		4:43.046							
	3	1	2:17.880	46.912	43.366	47.602	215.7		7:00.926							
	4	1	2:17.568	47.398	42.559	47.611	203.6		9:18.494							
	5	1	2:16.985	46.350	42.623	48.012	217.9		11:35.479							
	6	1	2:16.122	46.064	42.547	47.511	213.6		13:51.601							
	7	1	2:17.648	46.158	43.180	48.310	207.1		16:09.249							
	8	1	2:15.108	45.849	42.390	46.869	217.9		18:24.357							
	9	1	2:15.852	45.701	42.864	47.287	220.5		20:40.209							
	10	1	2:16.352	45.294	42.811	48.247	220.1		22:56.561							
	11	1	2:16.482	45.829	43.153	47.500	217.4		25:13.043							
	12	1	2:17.628	45.878	43.648	48.102	217.4		27:30.671							



# Young Timer Touring Cup - Classiche

Mugello Racing Weekend  
Race 1

## Weather Report



Track Status: **DRY**